

Engineering Unit Scalable  
 Programmable Decimal Point  
 1/8 DIN Panel Mount  
 Bright LED Display  
 Screw Terminals Standard  
 110/220 Power  
 4.7-31 volt AC/DC Power Option



### INPUT RANGES

Model	Range	Input Protection
-1	0-50mV	250V
-2	0-60mV	250V
-3	0-1V	750V
-4	0-5V	750V
-5	0-10V	750V
-6	1-5V	100mA
-7	0-1mA	300mA
-8	0-10mA	300mA
-9	0-20mA	300mA
-10	4-20mA	300mA

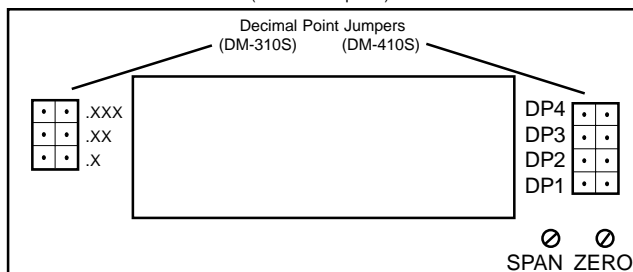
(Other ranges available on request)

### SPECIFICATIONS

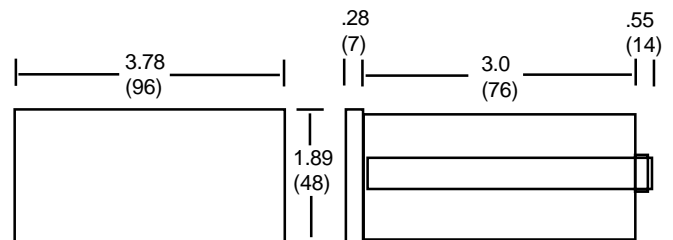
Maximum Display Value	+/-1999 (DM-310S) +/-19999 (DM-410S)
Over Range Indication	"1" (DM-310S) "0000" (DM-410S)
Display	0.56" high red LED
Measurement Rate	3 cycles/second
Accuracy	+/-0.1% +/-1 digit (DM-310S) +/-0.04% +/-1 digit (DM-410S)
Operating Temperature	0-50 deg C (cal @ 22 deg C)
Temperature Coefficient	+/-60 PPM/deg C
Power Supply	110/220VAC +/-10% 50/60 Hz (4.7-31V AC/DC optional)

### SCALE CONTROLS

(behind front panel)

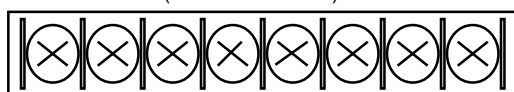


### DIMENSIONS

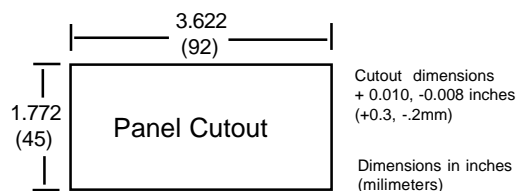


### CONNECTION DIAGRAM

(rear view of meter)



(4.7-31V AC/DC opt)



# PROCESS VARIABLE METERS

# DM-310/410