

Monitor up to 6 Thermocouples
 J,K,T,E,S, R or C Type
 Selectable degrees C or F
 1/8 DIN Size
 Bright LED Display
 Screw Terminals Standard
 110/220 VAC Power

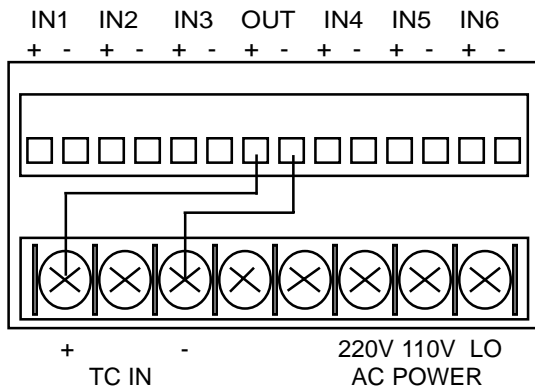


THERMOCOUPLE RANGES

Type	Range	Resolution
J	-200 to 760 deg C -330 to 1400 deg F	1 degree
K	-130 to 1370 deg C -200 to 2450 deg F	1 degree
T	-200 to 400 deg C -330 to 750 deg F	1 degree
E	-200 to 1000 deg C -330 to 1830 deg F	1 degree
S	0 to 1760 deg C 32 to 3200 deg F	1 degree
R	0 to 1760 deg C 32 to 3200 deg F	1 degree
C	0 to 2320 deg C 0 to 4200 deg F	1 degree

CONNECTION DIAGRAM

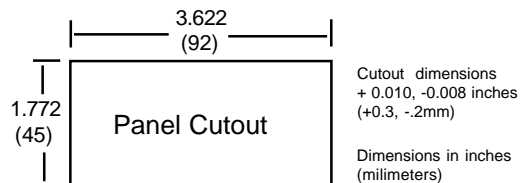
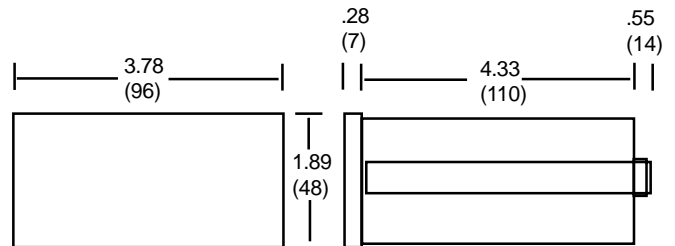
(rear view of meter)



SPECIFICATIONS

Maximum Display	+/-3999
Over Range Indication	Flashing "0000"
Broken TC Indication	Blank Display
Display	0.56" high red LED
Measurement Rate	1 cycle/second
Resolution	1 degree C or F
Operating Temperature	0 - 50 deg C (cal @ 22 deg C)
Power Supply	110/220VAC +/-10% 50/60Hz (optional 9-18 VDC)

DIMENSIONS



SIX INPUT THERMOCOUPLE METER

TCM-4T-6X